

Molteni & C

TURNER — HANNES WETTSTEIN 2008

1—
5



Formal moment or relaxing space? Turner, the seating system designed by Hannes Wettstein, combines comfort with refinement. Settees in various sizes, corner pieces, chaises-longue and pouf can be combined together to create different furnishing solutions. Turner responds to varying needs in terms of comfort and posture, thanks to an easy mechanism which adjusts the depth of the seating.

DATASHEET

REGISTERED
DESIGN

IX.2019

moltenigroup.com

Dimensions in centimeters and inches. The right to discontinue and make changes is reserved. This information is based on the latest product information available at the time of printing.

FINISHES

COVERS

fabric - leather, completely removable.
The seating cushions are not reversible.

FEET FINISH

shiny aluminium

Available in fire-resistant version (TB117 and BS5852).

TECHNICAL INFORMATION

STRUCTURE INTERIOR

Frame made of solid fir (*Picea abies*) and chipboard, with elastic straps.

STRUCTURE PADDING

High capacity variable density foam polyurethane. Light velvet cover.

SEAT CUSHIONS

Insert in shaped polyurethane and sterilised feathers. 100% cotton cover.

BACK CUSHIONS

Polyurethane flakes and sterilised down feathers in compartments. 100% cotton cover.

FRAME

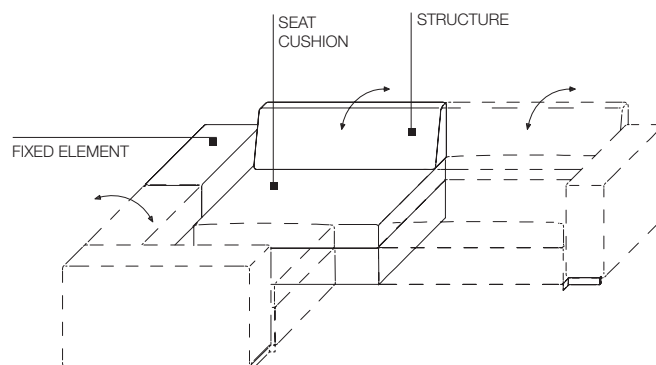
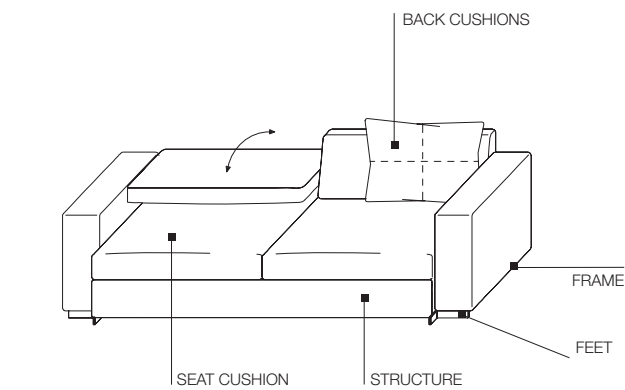
Painted metal with feet in non-slip plastic.

FEET

Extruded aluminium, anodised.

REMOVABLE OUTER COVERS

(See attached card, specific for each cover).



DATASHEET

REGISTERED
DESIGN

IX.2019

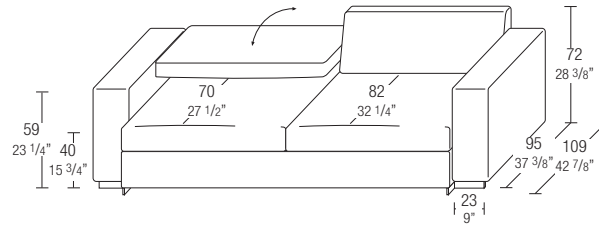
DIMENSIONS

End units, central units, chaise longues and islands

Elements **cannot be used individually.**

All elements have back with mechanism.

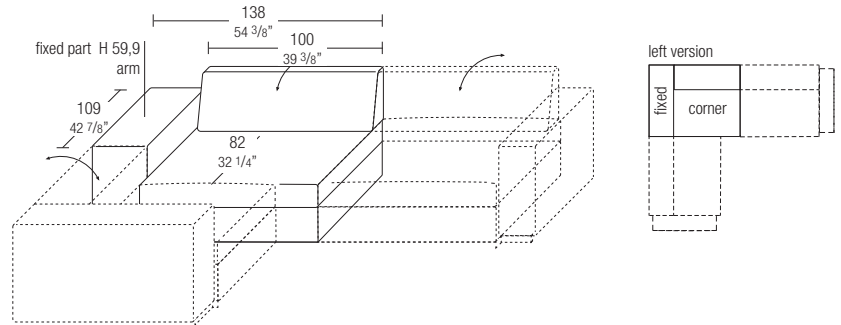
The compositions are always closed at the side with an arm.



Molteni & C

Corner

The corner element **cannot be used alone** but must be placed by a central or terminal element, on the opposite side to the arm. The corner element comes with mechanism only on the long side.



DIMENSIONS

Notes

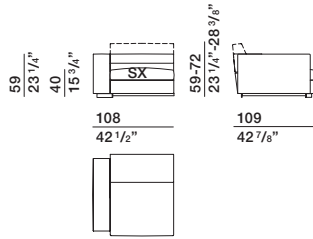
- Each single element (terminal, central, corner, chaise longue or island) must be completed, in the interests of ergonomic quality, with one or more back cushions to choose from: TCS60 - TCS70 - TCS80.

Molteni & C

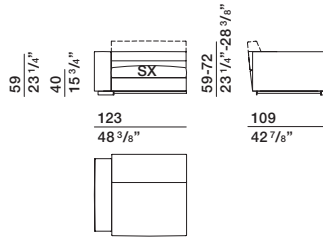
4—
5

end element

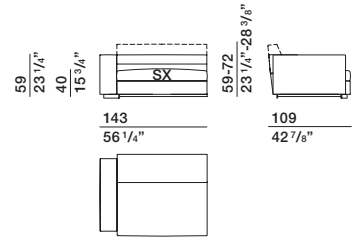
T108 dx - sx



T123 dx - sx

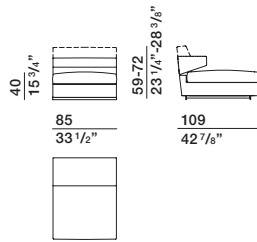


T143 dx - sx

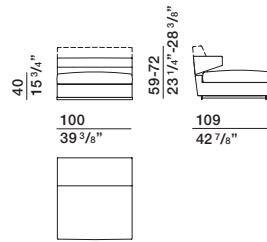


central

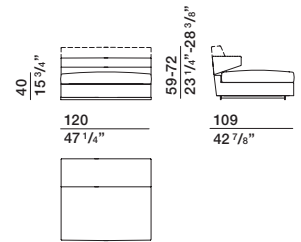
CE85



CE100

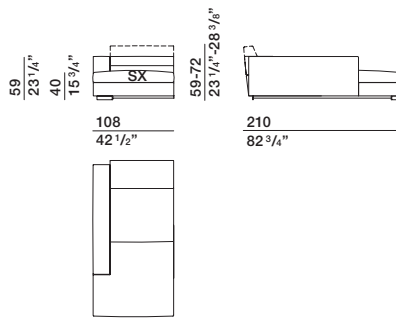


CE120

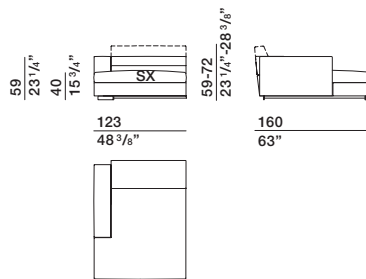


chaise longue

CL108 dx - sx

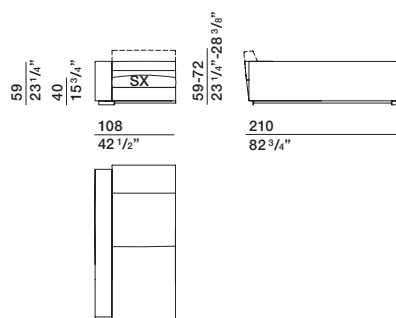


CL123 dx - sx

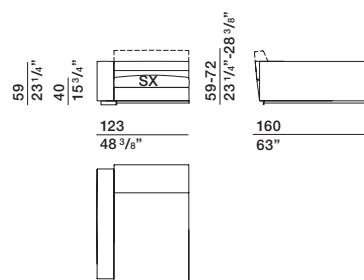


island

IS108 dx - sx



IS123 dx - sx



DATASHEET

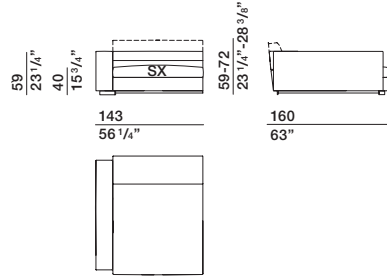
REGISTERED
DESIGN

IX.2019

DIMENSIONS

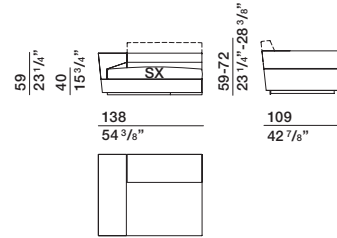
island

IS143 dx - sx



corner

AN138 dx - sx

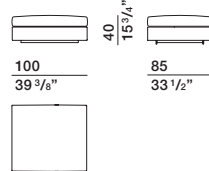


Molteni & C

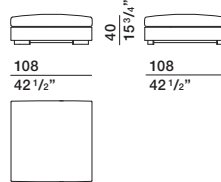
5—
5

pouf

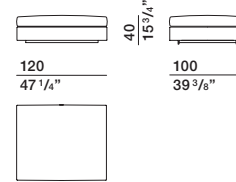
PF100



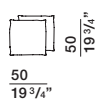
PF108



PF120

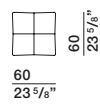


**pair of
extra cushions
CCQ/50**

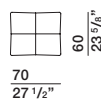


back cushions

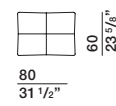
TCS60



TCS70



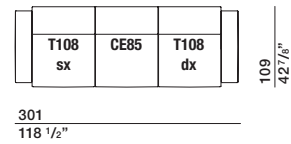
TCS80



SAMPLE COMPOSITIONS

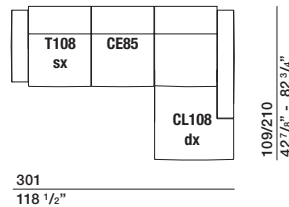
composition 4

TC04



composition 10

TC10



DATASHEET

REGISTERED
DESIGN

IX.2019

moltenigroup.com

Dimensions in centimeters and inches. The right to discontinue and make changes is reserved. This information is based on the latest product information available at the time of printing.