

Molteni & C

SLOANE — MDT 2017

1—
5



Sloane is a modular seating programme that can easily adapt to new furnishing solutions in line with contemporary living. It is a dynamic system in which the component parts offer an original interplay of soft volumes. By arranging seating and poufs, cosy corners can be created in which to chill out at will.

DATASHEET

REGISTERED
DESIGN

IX.2018

moltenigroup.com

Dimensions in centimeters and inches. The right to discontinue and make changes is reserved. This information is based on the latest product information available at the time of printing.

FINISHES

COVERS

fabric - leather, completely removable.

BASE FINISH

pewter colour

Available in fire-resistant version (TB117 and BS5852)

Molteni & C

TECHNICAL INFORMATION

STRUCTURE INTERIOR

Frame made of solid Fir (Picea abies) and chipboard, with elastic straps.

STRUCTURE PADDING

High capacity variable density foam polyurethane. Light velvet cover.

SEAT CUSHION

Insert in shaped polyurethane and sterilised feathers. 100% cotton cover.

BACK CUSHIONS

Polyester fibre, sterilised feathers. 100% cotton cover.

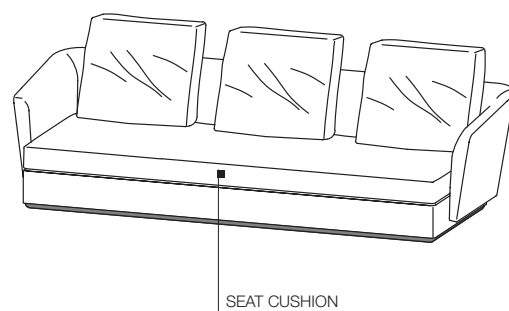
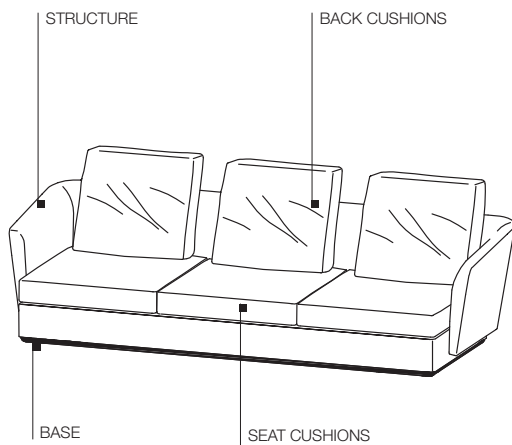
BASE

Anodised aluminium in pewter colour set on plastic floor slides.

REMOVABLE OUTER COVER

(See attached card, specifically for the cover).

2—
5



DATASHEET

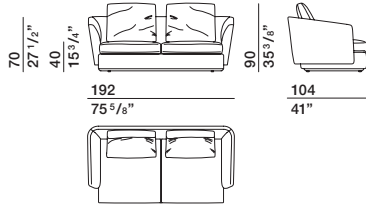
REGISTERED
DESIGN

IX.2018

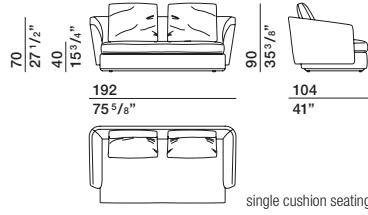
DIMENSIONS

sofa

DI192/A

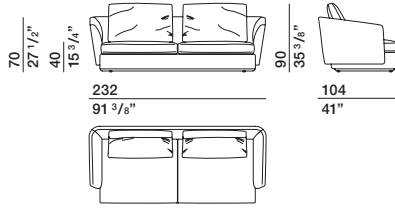


DI192/B

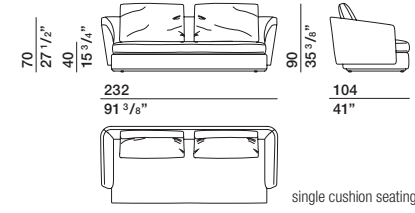


sofa

DI232/A

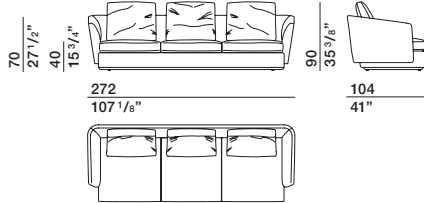


DI232/B

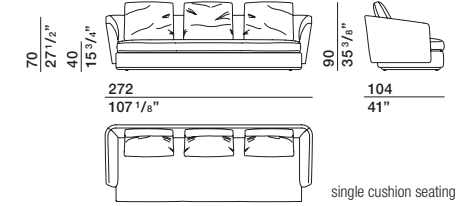


sofa

DI272/A

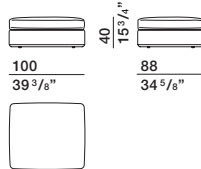


DI272/B

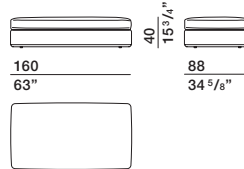


pouf

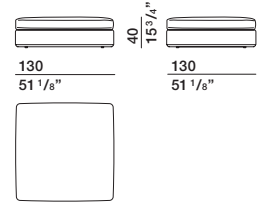
PO10/88



PO16/88

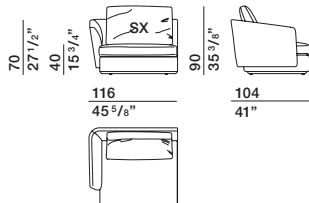


PO13/13

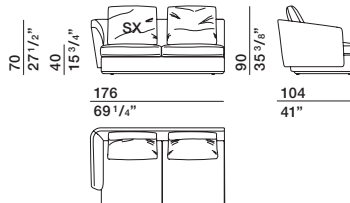


end element

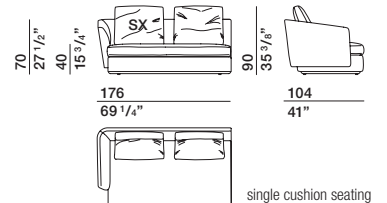
TE116 dx - sx



TE176/A dx - sx

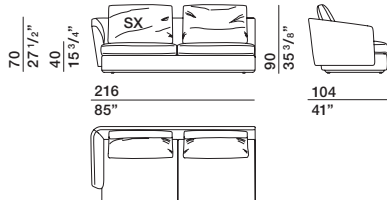


TE176/B dx - sx

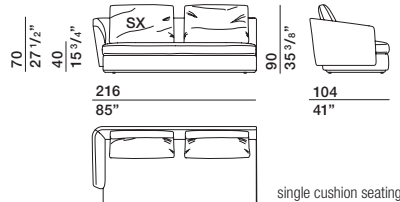


end element

TE216/A dx - sx



TE216/B dx - sx



DATASHEET

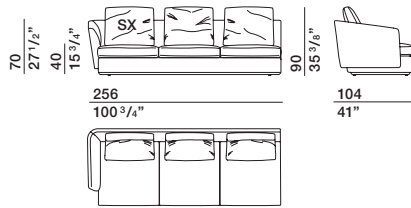
REGISTERED
DESIGN

IX.2018

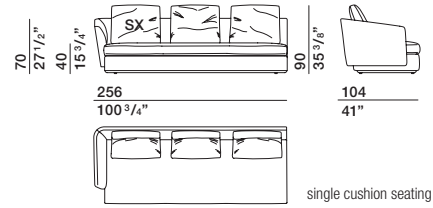
DIMENSIONS

end element

TE256/A dx - sx

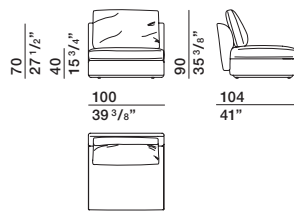


TE256/B dx - sx

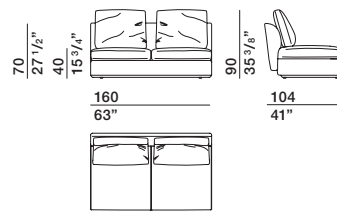


central element

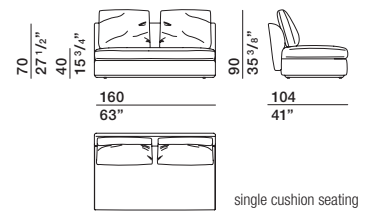
CN100



CN160/A

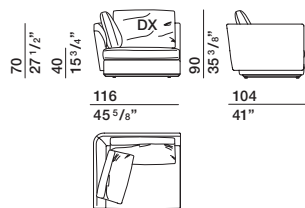


CN160/B

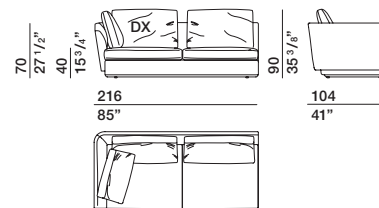


corner element

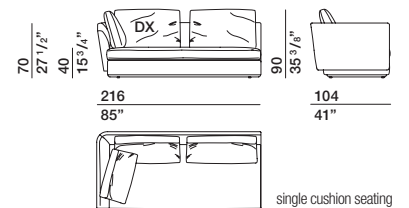
AG116 dx - sx



AG216/A dx - sx

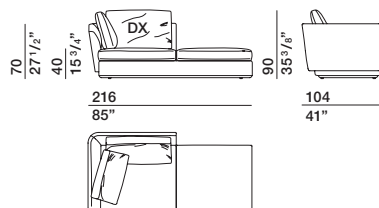


AG216/B dx - sx

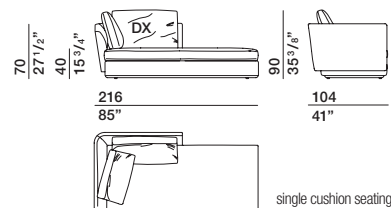


open corner element

AA216/A dx - sx

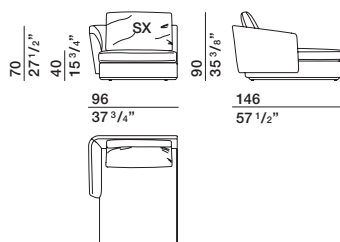


AA216/B dx - sx

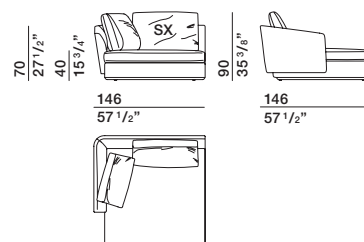


chaise longue

CH96 dx - sx



CH146 dx - sx



Molteni & C

4—
5

DATASHEET

REGISTERED
DESIGN

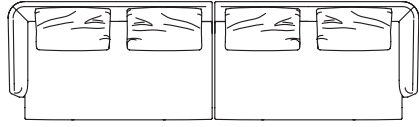
IX.2018

moltenigroup.com

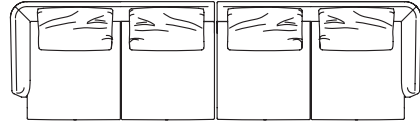
Dimensions in centimeters and inches. The right to discontinue and make changes is reserved. This information is based on the latest product information available at the time of printing.

EXAMPLES OF COMPOSITIONS

Example of single seat cushions



Example of divided seat cushions



Molteni & C

Examples of compositions with Belsize small tables or Mayfair support bases

