

BONALDO

Ever More

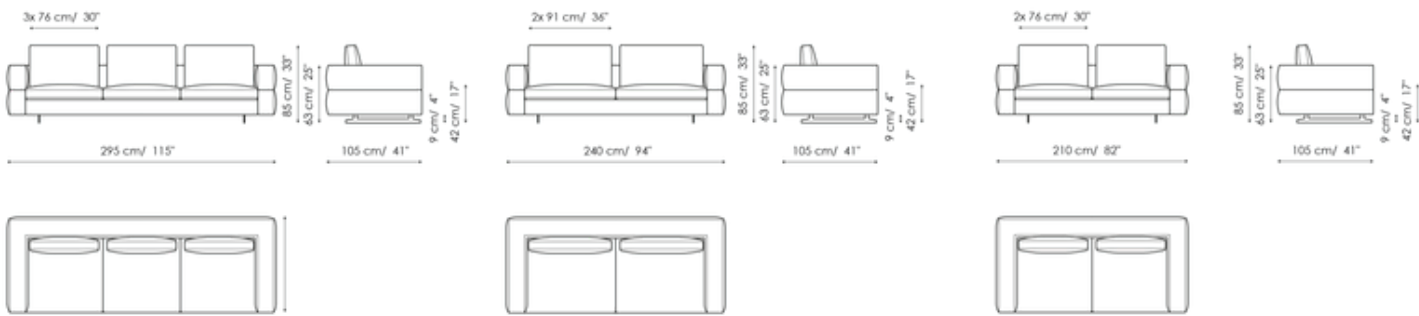
Designer: Sergio Bicego



Ever More stands out for its particular backrest, which embraces the seats and gives the living area a note of softness and elegance. The keyword is maximum personalisation. Thanks to the many elements from which it is possible to choose, it is an extremely versatile modern sofa with high back which adapts to every style or space requirement. Indeed, it is possible to create the perfect sofa composition combining a wide range of modules, such as poufs, corners and chaise longue: the backrest, therefore, becomes a true “trait d’union” of an island with 360° freedom. Ever More can be also placed at the centre of a room, to create a convivial space. The upholstery is completely removable.



Data sheet



Sofa 295

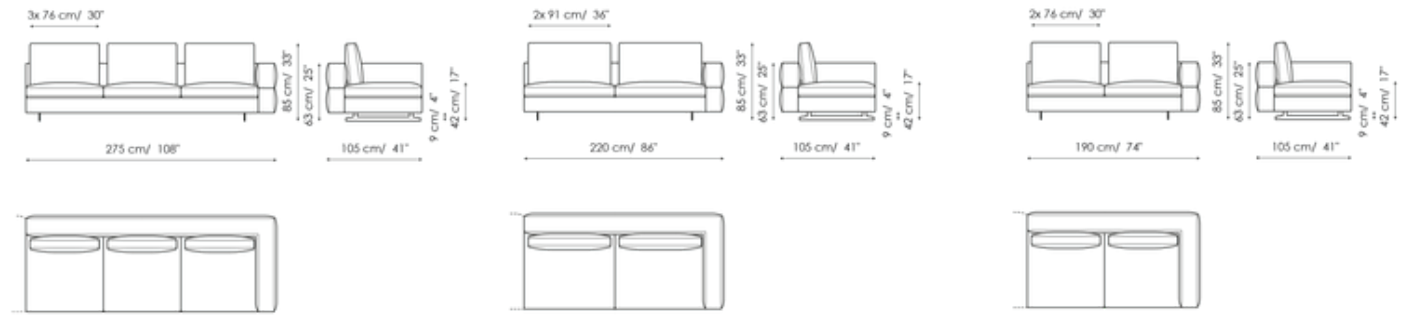
Width: 295cm
Depth: 105cm
Height: 85cm

Sofa 240

Width: 240cm
Depth: 105cm
Height: 85cm

Sofa 210

Width: 210cm
Depth: 105cm
Height: 85cm



End section sofa 275

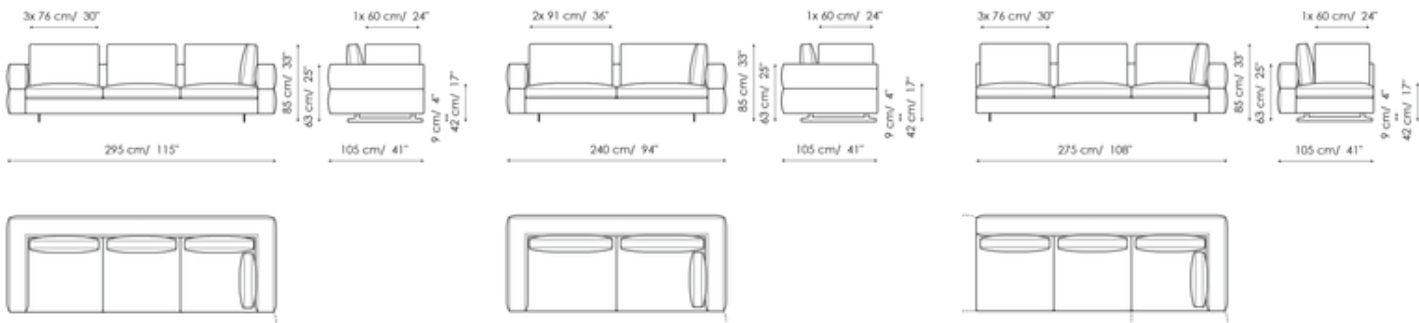
Width: 275cm
Depth: 105cm
Height: 85cm

End section sofa 220

Width: 220cm
Depth: 105cm
Height: 85cm

End section sofa 190

Width: 190cm
Depth: 105cm
Height: 85cm



Corner sofa 295

Width: 295cm

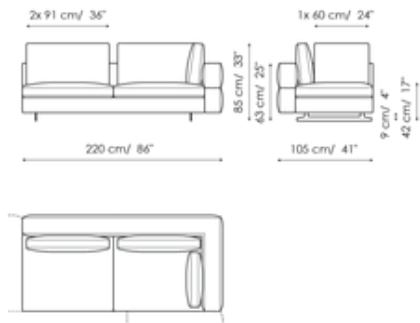
Corner sofa 240

Width: 240cm

End section corner sofa 275

Width: 275cm

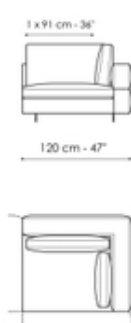
Depth: 105cm
Height: 85cm



End section corner sofa 220

Width: 220cm
Depth: 105cm
Height: 85cm

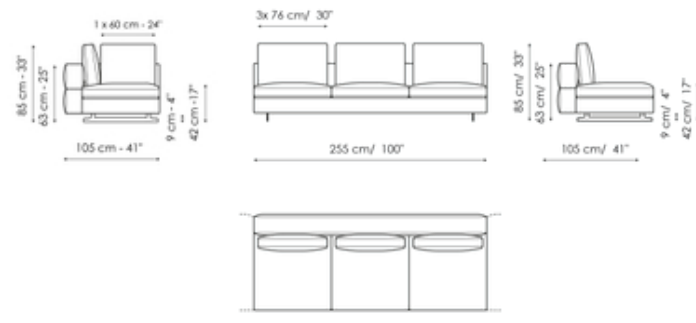
Depth: 105cm
Height: 85cm



End section corner sofa 120

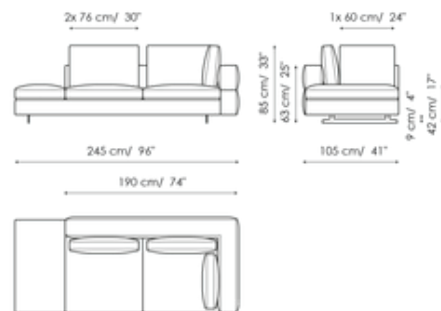
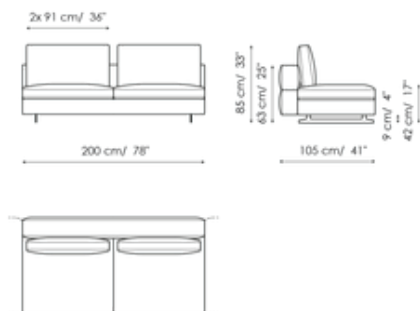
Width: 120cm
Depth: 105cm
Height: 85cm

Depth: 105cm
Height: 85cm



Central section 255

Width: 255cm
Depth: 105cm
Height: 85cm



Central section 200

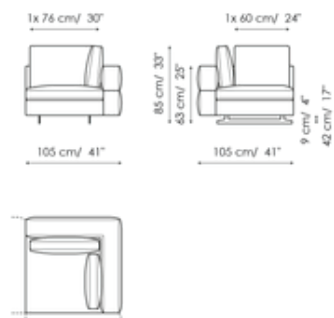
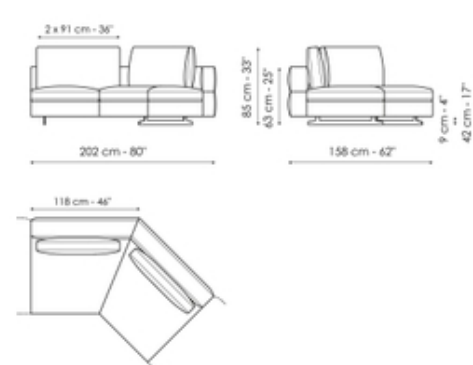
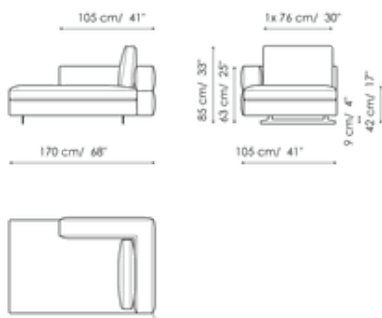
Width: 200cm
Depth: 105cm
Height: 85cm

Central section 170

Width: 170cm
Depth: 105cm
Height: 85cm

Meridiana

Width: 245cm
Depth: 105cm
Height: 85cm



Chaise longue

Width: 170cm

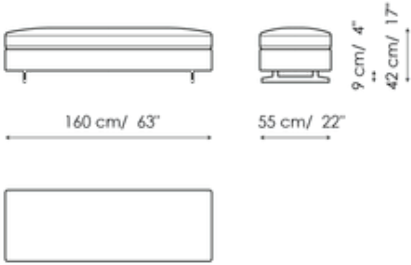
Semi-corner

Width: 202cm

Corner

Width: 105cm

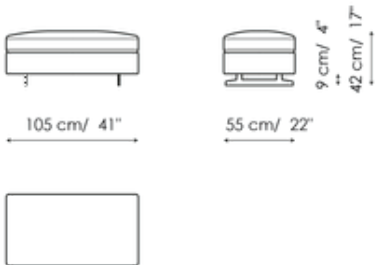
Depth: 105cm
Height: 85cm



Pouf 160x55

Width: 160cm
Depth: 55cm
Height: 42cm

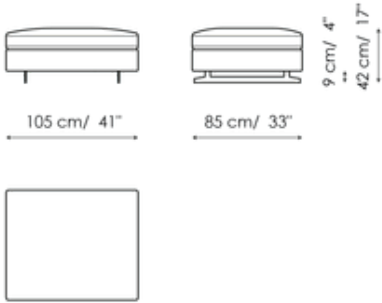
Depth: 158cm
Height: 85cm



Pouf 105x55

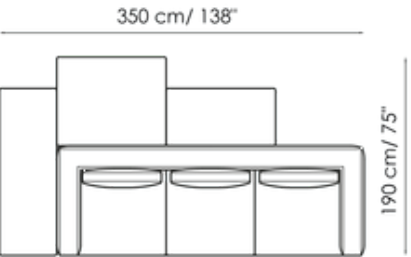
Width: 105cm
Depth: 55cm
Height: 42cm

Depth: 105cm
Height: 85cm



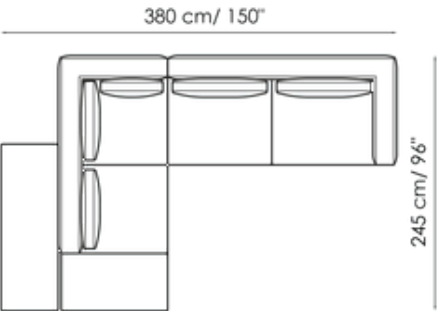
Pouf 105x85

Width: 105cm
Depth: 85cm
Height: 42cm



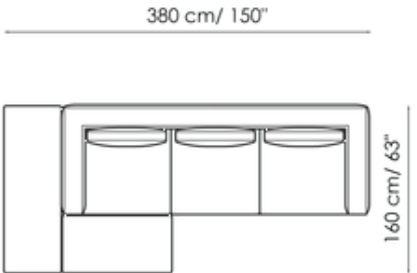
Combination 1

Width: 350cm
Depth: 190cm
Height: 85cm



Combination 2

Width: 380cm
Depth: 245cm
Height: 85cm










Combination 3

Width: 380cm
Depth: 160cm
Height: 85cm

Finishes

Feet

			
Painted metal Supreme anthracite	Painted metal Mat dove grey	Painted metal Mat white	Painted metal Mat black
			
Painted metal Mat lead	Painted metal Mat bronze	Painted metal Mat pearl gold	
			
Metal finish Clouded chrome	Metal finish Brown nickel	Metal finish Dark nickel	

Materials, fabrics, leathers, colors and finishes are approximate and may slightly differ from actual ones. You can find the complete collection of Bonaldo fabrics and leathers on the website <https://bonaldo.biz>